





District Health Assessment for Multiple District 5M through December 2024

		Clubs							Membership							Member Strength		Cancellation		Reports			Finance	Leadership			
District Name	Status/ Number of Months in Status *	Active Clubs	Clubs in Status Quo	Total Clubs	% Status Quo Clubs in Financial Suspension	New Clubs	Cancelled Clubs	YTD Net Club Gain/Loss	Current Members In Active Clubs	Current Members In Status Quo Clubs	Current Total Members Count	YTD Add	YTD Drop	YTD NetGrowth (includes Active and Status Quo)	YTD NetGrowth% (includes Active and Status Quo)	Member Count 12 Months Ago	Average Member Count Per Club	% of Clubs with less than 20 members	Average Cancelled Club Age	Members Lost Due to Cancelled Clubs	% of Clubs Reporting Service	% No MMR in 3 Months	% No Officer Report in 12 months	% of Clubs with balance 90+ days	Number of Zone Chairs Recorded	Number of Region Chairs Recorded	District Officers Vacancies **
5M 10	T(24)	16	0	16	0%	0	0	0	348	0	348	35	12	23	7.08%	354	22	63%	0	0	38%	38%	0%	0%	0	0	
5M 11		17	0	17	0%	0	0	0	311	0	311	32	17	15	5.07%	303	18	71%	0	0	47%	29%	0%	6%	0	0	
5M 13	T(24)	46	0	46	0%	0	0	0	802	0	802	34	28	6	0.75%	794	17	63%	0	0	70%	46%	2%	4%	12	0	
		79	0	79	0%	0	0	0	1461	0	1461	101	57	44	3.11%	1,451	18	65%	0	0	58%	41%	1%	4%	12	0	



District Health Assessment for Multiple District 5 through December 2024

		Clubs								Membership							Member Strength		Cancellation		Reports			Finance		Leadership		
District Name	Status/ Number of Months in Status *	Active Clubs	Clubs in Status Quo	Total Clubs	% Status Quo Clubs in Financial Suspension	New Clubs	Cancelled Clubs	YTD Net Club Gain/Loss	Current Members In Active Clubs	Current Members In Status Quo Clubs	Current Total Members Count	YTD Add	YTD Drop	YTD NetGrowth (includes Active and Status Quo)	YTD NetGrowth% (includes Active and Status Quo)	Member Count 12 Months Ago	Average Member Count Per Club	% of Clubs with less than 20 members	Average Cancelled Club Age	Members Lost Due to Cancelled Clubs	% of Clubs Reporting Service	% No MMR in 3 Months	% No Officer Report in 12 months	% of Clubs with balance 90+ days	Number of Zone Chairs Recorded	Number of Region Chairs Recorded	District Officers Vacancies **	
5 SKN	T(24)	53	0	53	0%	0	0	0	1008	0	1008	43	65	-22	-2.14%	1,031	19	58%	0	0	34%	62%	0%	4%	6	0		
5 SKS		71	0	71	0%	0	0	0	1354	0	1354	57	58	-1	-0.07%	1,331	19	63%	0	0	32%	46%	0%	4%	6	1	2nd VDG	
		124	0	124	0%	0	0	0	2362	0	2362	100	123	-23	-0.96%	2,362	19	61%	0	0	33%	53%	0%	4%	12	1		




District Health Assessment for Multiple District 19 through December 2024

District Name	Status/ Number of Months in Status *	Clubs							Membership							Member Strength		Cancellation		Reports			Finance	Leadership			
		Active Clubs	Clubs in Status Quo	Total Clubs	% Status Quo Clubs in Financial Suspension	New Clubs	Cancelled Clubs	YTD Net Club Gain/Loss	Current Members In Active Clubs	Current Members In Status Quo Clubs	Current Total Members Count	YTD Add	YTD Drop	YTD NetGrowth (includes Active and Status Quo)	YTD NetGrowth% (includes Active and Status Quo)	Member Count 12 Months Ago	Average Member Count Per Club	% of Clubs with less than 20 members	Average Cancelled Club Age	Members Lost Due to Cancelled Clubs	% of Clubs Reporting Service	% No MMR in 3 Months	% No Officer Report in 12 months	% of Clubs with balance 90+ days	Number of Zone Chairs Recorded	Number of Region Chairs Recorded	District Officers Vacancies **
19 I		45	0	45	0%	0	0	0	987	0	987	48	68	-20	-1.99%	997	22	42%	0	0	67%	22%	0%	4%	0	0	2nd VDG
19 L		86	0	86	0%	0	2	-2	1794	0	1794	104	192	-88	-4.68%	1,869	21	55%	9	23	44%	53%	1%	9%	12	0	2nd VDG
19 O		21	1	22	100%	0	0	0	541	36	577	48	35	13	2.30%	570	26	32%	0	0	73%	18%	5%	9%	0	0	
		152	1	153	100%	0	2	-2	3322	36	3358	200	295	-95	-2.75%	3,436	22	48%	9	23	55%	39%	1%	8%	12	0	




District Health Assessment for Multiple District 49 through December 2024

		Clubs							Membership							Member Strength		Cancellation		Reports			Finance	Leadership			
District Name	Status/ Number of Months in Status *	Active Clubs	Clubs in Status Quo	Total Clubs	% Status Quo in Financial Suspension	New Clubs	Cancelled Clubs	YTD Net Club Gain/Loss	Current Members In Clubs	Current Members In Status Quo Clubs	Current Total Members Count	YTD Add	YTD Drop	YTD NetGrowth (includes Active and Status Quo)	YTD NetGrowth% (includes Active and Status Quo)	Member Count 12 Months Ago	Average Member Count Per Club	% of Clubs with less than 20 members	Average Cancelled Club Age	Members Lost Due to Cancelled Clubs	% of Clubs Reporting Service	% No MMR in 3 Months	% No Officer Report in 12 months	% of Clubs with balance 90+ days	Number of Zone Chairs Recorded	Number of Region Chairs Recorded	District Officers Vacancies **
49 B	T(24)	5	0	5	0%	0	0	0	66	0	66	1	4	-3	-4.35%	68	13	80%	0	0	20%	40%	40%	20%	0	0	
		5	0	5	0%	0	0	0	66	0	66	1	4	-3	-4.35%	68	13	80%	0	0	20%	40%	40%	20%	0	0	




District Health Assessment for Multiple District A through December 2024

		Clubs							Membership							Member Strength		Cancellation		Reports			Finance	Leadership			
District Name	Status/ Number of Months in Status *	Active Clubs	Clubs in Status Quo	Total Clubs	% Status Quo Clubs in Financial Suspension	New Clubs	Cancelled Clubs	YTD Net Club Gain/Loss	Current Members In Active Clubs	Current Members In Status Quo Clubs	Current Total Members Count	YTD Add	YTD Drop	YTD NetGrowth (includes Active and Status Quo)	YTD NetGrowth% (includes Active and Status Quo)	Member Count 12 Months Ago	Average Member Count Per Club	% of Clubs with less than 20 members	Average Cancelled Club Age	Members Lost Due to Cancelled Clubs	% of Clubs Reporting Service	% No MMR in 3 Months	% No Officer Report in 12 months	% of Clubs with balance 90+ days	Number of Zone Chairs Recorded	Number of Region Chairs Recorded	District Officers Vacancies **
A 1	T(24)	37	0	37	0%	0	0	0	1110	0	1110	46	64	-18	-1.60%	1,117	30	22%	0	0	49%	30%	3%	5%	5	2	
A 2		43	0	43	0%	0	0	0	1291	0	1291	58	61	-3	-0.23%	1,323	30	37%	0	0	70%	40%	2%	5%	6	3	
A 3	T(23)	48	0	48	0%	0	0	0	1224	0	1224	90	80	10	0.82%	1,198	26	35%	0	0	71%	27%	2%	8%	8	3	
A 4		61	0	61	0%	0	0	0	1342	0	1342	89	61	28	2.13%	1,292	22	48%	0	0	38%	41%	0%	5%	7	0	
A 5	T(24)	52	0	52	0%	0	0	0	1083	0	1083	50	78	-28	-2.52%	1,102	21	52%	0	0	48%	46%	10%	2%	23	0	
A 711		72	1	73	100%	0	4	-4	1427	0	1427	190	120	70	5.16%	1,462	20	55%	28	41	45%	44%	8%	5%	12	4	
A 9	T(24)	40	0	40	0%	0	0	0	1113	0	1113	37	75	-38	-3.30%	1,088	28	40%	0	0	70%	28%	3%	0%	7	0	
A 12	T(24)	44	0	44	0%	0	0	0	979	0	979	52	72	-20	-2.00%	989	22	41%	0	0	59%	30%	0%	5%	7	3	
A 15		55	1	56	100%	0	1	-1	1269	14	1283	72	60	12	0.94%	1,323	23	50%	80	0	43%	36%	0%	9%	7	3	
A 16	T(24)	54	0	54	0%	0	0	0	1163	0	1163	84	50	34	3.01%	1,114	22	50%	0	0	94%	28%	2%	6%	7	4	
		506	2	508	100%	0	5	-5	12001	14	12015	768	721	47	0.39%	12,008	24	44%	38	41	57%	36%	3%	5%	89	22	




District Health Assessment for Multiple District N through December 2024

 Status/ District Name Number of Months in Status *		Clubs							Membership							Member Strength		Cancellation		Reports			Finance		Leadership		
		Active Clubs	Clubs in Status Quo	Total Clubs	% Status Quo Clubs in Financial Suspension	New Clubs	Cancelled Clubs	YTD Net Club Gain/ Loss	Current Members In Active Clubs	Current Members In Status Quo Clubs	Current Total Members Count	YTD Add	YTD Drop	YTD NetGrowth (includes Active and Status Quo)	YTD NetGrowth% (includes Active and Status Quo)	Member Count 12 Months Ago	Average Member Count Per Club	% of Clubs with less than 20 members	Average Cancelled Club Age	Members Lost Due to Cancelled Clubs	% of Clubs Reporting Service	% No MMR in 3 Months	% No Officer Report in 12 months	% of Clubs with balance 90+ days	Number of Zone Chairs Recorded	Number of Region Chairs Recorded	District Officers Vacancies **
N 1		68	0	68	0%	0	1	-1	1363	0	1363	82	82	0	0.00%	1,357	20	56%	43	0	65%	37%	0%	4%	0	0	
N 2		67	0	67	0%	0	1	-1	1579	0	1579	106	107	-1	-0.06%	1,591	24	55%	8	8	67%	40%	4%	6%	13	0	
N 3	T(24)	48	0	48	0%	0	0	0	1075	0	1075	44	93	-49	-4.36%	1,039	22	35%	0	0	54%	33%	0%	4%	8	0	
N 4	T(24)	49	0	49	0%	0	0	0	1043	0	1043	44	72	-28	-2.61%	1,051	21	49%	0	0	78%	27%	0%	4%	9	0	
		232	0	232	0%	0	2	-2	5060	0	5060	276	354	-78	-1.52%	5,038	22	50%	26	8	66%	35%	1%	5%	30	0	



District Health Assessment for Multiple District U through December 2024

 <div>Status/ Number of Months in Status *</div>		Clubs							Membership							Member Strength		Cancellation		Reports			Finance	Leadership			
		Active Clubs	Clubs in Status Quo	Total Clubs	% Status Quo Clubs in Financial Suspension	New Clubs	Cancelled Clubs	YTD Net Club Gain/Loss	Current Members In Active Clubs	Current Members In Status Quo Clubs	Current Total Members Count	YTD Add	YTD Drop	YTD NetGrowth (includes Active and Status Quo)	YTD NetGrowth% (includes Active and Status Quo)	Member Count 12 Months Ago	Average Member Count Per Club	% of Clubs with less than 20 members	Average Cancelled Club Age	Members Lost Due to Cancelled Clubs	% of Clubs Reporting Service	% No MMR in 3 Months	% No Officer Report in 12 months	% of Clubs with balance 90+ days	Number of Zone Chairs Recorded	Number of Region Chairs Recorded	District Officers Vacancies **
U 1	T(24)	43	0	43	0%	1	1	0	1029	0	1029	80	66	14	1.38%	988	24	47%	21	5	70%	33%	2%	7%	8	0	
U 2	T(24)	40	0	40	0%	0	1	-1	1006	0	1006	61	48	13	1.31%	948	25	30%	41	9	85%	38%	0%	3%	10	0	
U 3	T(24)	35	0	35	0%	0	0	0	775	0	775	29	25	4	0.52%	762	22	37%	0	0	94%	37%	0%	0%	8	0	
U 4	T(24)	31	0	31	0%	0	1	-1	557	0	557	26	37	-11	-1.94%	575	18	58%	51	13	65%	48%	3%	0%	7	0	GLT
		149	0	149	0%	1	3	-2	3367	0	3367	196	176	20	0.60%	3,273	23	42%	37	27	79%	38%	1%	3%	33	0	



District Health Assessment for Multiple District C through December 2024

District Name	Status/ Number of Months in Status *	Clubs							Membership							Member Strength		Cancellation		Reports			Finance		Leadership		
		Active Clubs	Clubs in Status Quo	Total Clubs	% Status Quo Clubs in Financial Suspension	New Clubs	Cancelled Clubs	YTD Net Club Gain/Loss	Current Members In Active Clubs	Current Members In Status Quo Clubs	Current Total Members Count	YTD Add	YTD Drop	YTD NetGrowth (includes Active and Status Quo)	YTD NetGrowth% (includes Active and Status Quo)	Member Count 12 Months Ago	Average Member Count Per Club	% of Clubs with less than 20 members	Average Cancelled Club Age	Members Lost Due to Cancelled Clubs	% of Clubs Reporting Service	% No MMR in 3 Months	% No Officer Report in 12 months	% of Clubs with balance 90+ days	Number of Zone Chairs Recorded	Number of Region Chairs Recorded	District Officers Vacancies **
C 1		87	0	87	0%	0	0	0	1608	0	1608	74	64	10	0.63%	1,557	18	69%	0	0	32%	51%	0%	2%	14	0	
C 2		82	0	82	0%	0	1	-1	1805	0	1805	100	112	-12	-0.66%	1,752	22	50%	43	13	51%	50%	2%	7%	10	0	
		169	0	169	0%	0	1	-1	3413	0	3413	174	176	-2	-0.06%	3,309	20	60%	43	13	41%	50%	1%	5%	24	0	

* - District Status: P - Provisional, T - Transitional.

** - District Officers Vacancies: DG - District Governor, 1st VDG - First Vice District Governor, 2nd VDG - Second Vice District Governor.